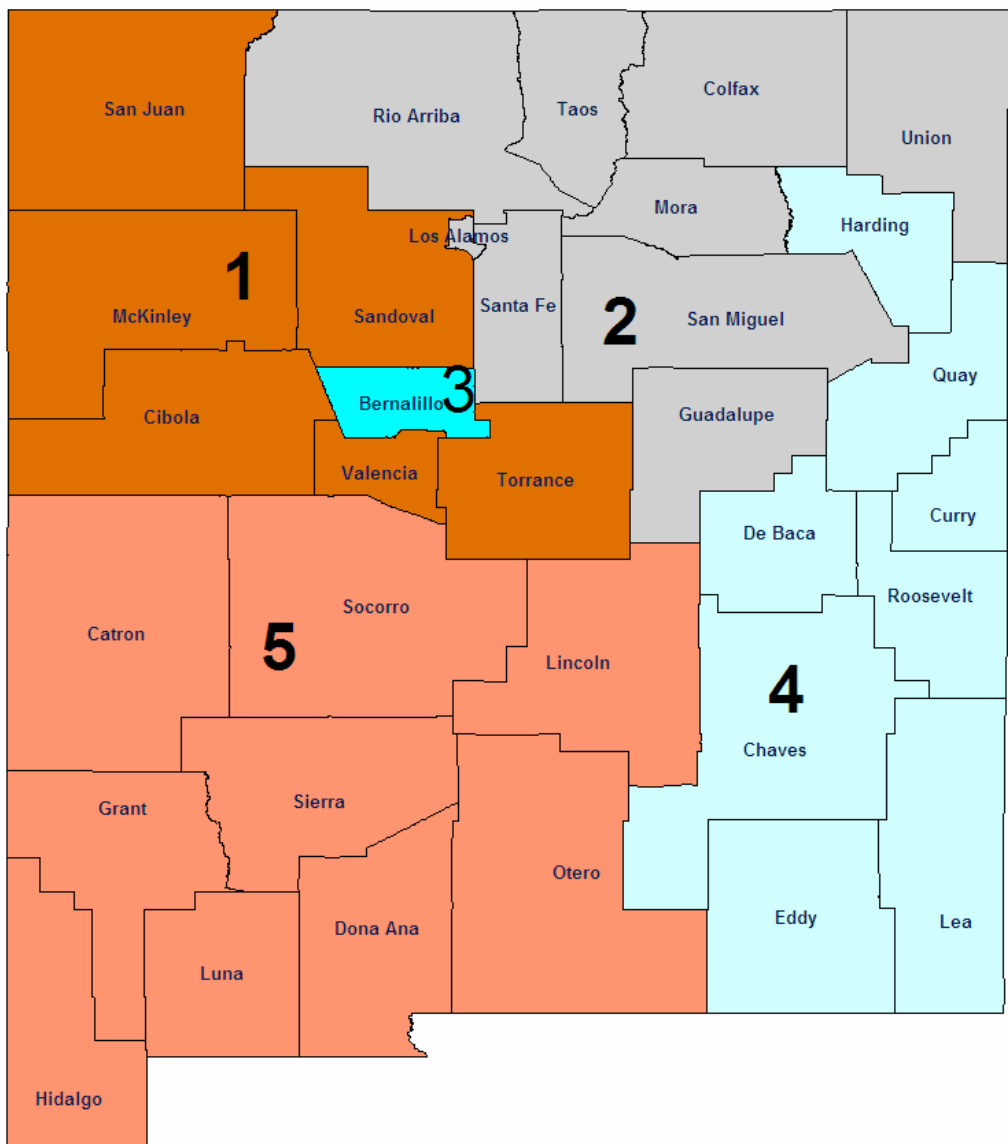


Protective Services *360 Degrees* County Profiles

Protective Services Director's Office
(505) 827-8400 www.cyfd.org



Angela Adams, Director
Maryellen Bearzi Administrative Deputy Director

Francine Anaya, Clinical Deputy Director
(505) 758-8871

Region 1

David Montoya (505) 867-2373

Region 2

Linda McNall (505) 827-7450

Region 4

Don Holden (505) 356-6688

Region 5

Nick Dagonos (505) 524-6400

Romaine Serna, Clinical Deputy Director
(505) 841-7800

Region 3

Lisa Madrid-Schleicher (505) 841-8400





Children, Youth and Families

Vision

The Children, Youth and Families Department partners with communities to strengthen families in New Mexico to be productive and self-sufficient.

Mission

CYFD believes in the strengths and resiliency of families who are our partners and for whom we advocate to enhance their safety and well-being. We respectfully serve and support children and families and supervise youth in responsive, community-based system of care that is client-centered, family-focused and culturally competent.

Protective Services Initiatives

- To continue efforts ensuring timely response to reports of maltreatment, enhancing voluntary services to at risk families, providing safe homes for children in out-of-home care, and working with families to address the risk issues that contribute to child maltreatment
- To improve outcomes addressing the unique need of older youth in faster care in the areas of education, financial assistance and housing
- To enhance visitation with children in foster care through staff training, tracking mechanisms and quality assurance reviews
- To expand foster and adoptive family recruitment efforts to increasing the number of placement resources available for children needing homes
- To partner with the New Mexico Court Improvement Project and the courts to expedite permanency for children by reducing delays, minimizing the need for continuances, expediting appeals and enhancing the quality of representation
- To facilitate the active engagement of parents, foster parents and youth in case planning through Team Decision Making, adoption mediation, video conference and increasing the participation of incarcerated parents

Did You Know???

In the 1990's the New Mexico Legislature developed an annual process for monitoring and measuring the accomplishments of state agencies. Each year when the legislature holds the winter session, measures are developed through a collaborative process between the agency and the Legislative Finance Council (LFC). Once the measures are established, they are published as a part of House Bill 2. House Bill 2 is the annual omnibus funding bill for state government.

Once finalized by the legislature and signed by the Governor, each agency is then responsible to meet their measures for the following state fiscal year (SFY), which is July 1st through June 30 of the subsequent year. Staff of the LFC is assigned to each agency and meet at least quarterly to review the "report card" for each agency's HB2 measures. This performance and accountability process serves as a collaborative means for the LFC and state agencies to identify issues early, work to target resources, and to anticipate and plan for future needs.

The CYFD - Protective Services has been given the following performance measures for SFY08:

Performance measures:

- (a) Output: Percent of children who are the subjects of substantiated maltreatment while in foster care.....No more than 0.57%
- (b) Outcome: Percent of children adopted within twenty-four months from entry into foster care.....At least 34.0%
- (c) Outcome: Percent of children who are the subjects of substantiated maltreatment within six months of a prior determination of substantiated maltreatment.....No more than 7.0%
- (a) Outcome: Percent of children reunified with their natural families in less than twelve months of entry into care.....At least 85.0%

Following is a table that supplies an overview of recent Protective Services scores and accomplishments for SFY2008. Note that House Bill 2 target measures have evolved over time; thus success, as measured in prior years, currently may be set at a different level.

**CYFD Protective Services Measures for SFY2008
General Appropriation Act of 2007**

Outputs\Outcomes	SFY05	SFY06	SFY07	Q1 SFY08	Target SFY08
Percent of Children who are the subjects of substantiated maltreatment while in foster care.	0.76%	0.58%	0.83%	0.55%	0.57%
Percent of Children adopted within twenty-four months from entry into foster care.	34.6%	33.0%	34.4%	38.0%	34.0%
Percent of children who are the subjects of substantiated maltreatment within six months of a prior determination of substantiated maltreatment.	7.3%	7.2%	7.1%	6.9%	7.0%
Percent of Children reunified with their natural families in less than twelve months of entry into care.	86.9%	87.9%	87.2%	89.5%	85.0%



BERNALILLO EAST COUNTY (REGION 3/BRENNA DOTSON COUNTY MANAGER)

According to the US Census in 2005, Bernalillo County attained an overall population of 592,570 or 31.95% of the state's total population. There were 144,124 children in the county in 2005; this represents 28.16% of the state's total children under 18. While the whole county accounts for **28.16%** of the state's total children under 18, Bernalillo East County had **11.48%** of the state's total children in care as of September 30, 2007.


	Race and Ethnicity			
	Bernalillo ¹		Total Population ²	
	Children Under 19 yrs	Children Under 19 yrs of Hispanic Origin	Bernalillo	New Mexico
Total Population	162,306	87,329	592,570	1,854,938
White	84.6%	93.6%	72.5%	66.8%
Black	3.8%	2.0%	2.8%	1.9%
American Indian or Alaskan Native	6.2%	2.1%	4.3%	9.5%
Asian	1.9%	0.5%	2.0%	1.1%
Native Hawaiian or Other Pacific Islander	0.1%	0.1%	20.0%	0.1%
Some other Race	3.3%	1.7%	14.9%	17.0%
Hispanic or Latino			44.3%	42.1%
Under 18 yrs			144,124	511,768
% of Families Living under the poverty Level			10.0%	14.5%

1. Source: U.S. Census Bureau, Population Division\Bureau of Business and Economic Research, Univ. of New Mexico.
 2. Source: U.S. Census Bureau\State and County QuickFACTS

Children In Care End 09/30/07 Bernalillo East County

HISPANIC	Yes	No
Percentage	47.2%	52.8%

RACE	Total	%
American Indian or Alaskan Native	57	19.9%
Asian	1	0.3%
Black or African American	39	13.6%
Unable to Determine	5	1.7%
White	184	64.3%
Total	286	



PROTECTIVE SERVICES REPORTS AND INVESTIGATIONS - QUARTER 1 SFY 08: JULY - SEPTEMBER 2007

County	Accepted Reports	Investigations						County % of State Total Investigations ¹	Number of Children Victims	Victim Rate ² per 1,000 children ³
		Substantiated	Unsubstantiated	Total Invest.	Substantiated	Unsubstantiated	Total Invest.			
Bernalillo East	1,051	90	18.3%	401	81.7%	491	13.6%	131	9.2	
Region Total	1,151	232	22.5%	897	79.5%	1,129	31.23%	331	9.2	
State Total	3,521	929	25.7%	2,686	74.3%	3,615	100.0%	1,426	11.1	

Note: Not all "accepted reports" result in investigations completed during the period under review.

1. Both County and Regional data are calculated as a % of the State's total investigations for the period under review.
 2. For the quarterly 360 Degrees County Profiles Report this information is calculated by annualizing the quarterly data. For the SFY Annual 360 Degrees County Profiles Report this information is calculated, based on four quarter of data.
 3. For Bernalillo East and West the victim rate is based on the total population for the county of Bernalillo.

HOW ARE WE DOING? By comparing "total Investigations" for the quarter with "accepted reports" for the quarter, you can get a **sense** of work flow. To get a further sense of work flow, also review the cases with a "pending over 30 days" status and the case weight information.

BERNALILLO EAST COUNTY (REGION 3/BRENNA DOTSON COUNTY MANAGER)

CPS ALLEGATION TYPES OF CHILD MALTREATMENT - QUARTER 1 SFY 08: JULY - SEPTEMBER 2007

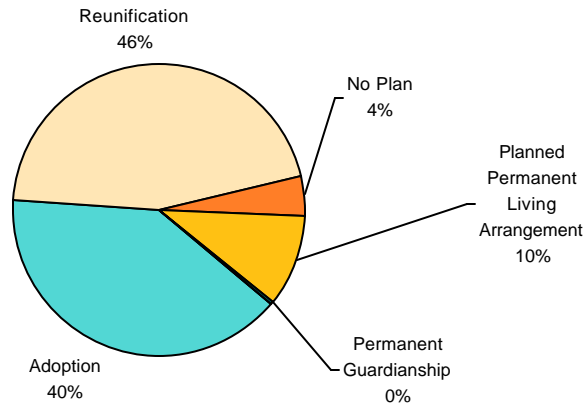
County	Physical Abuse					Sexual Abuse					Physical Neglect					Totals				
	Total	Substantiated	Unsubstantiated	Total	Substantiated	Unsubstantiated	Total	Substantiated	Unsubstantiated	Total	Substantiated	Unsubstantiated	Total	Substantiated	Unsubstantiated					
Bernalillo East	358	70	19.6%	288	80.4%	41	7	17.1%	34	82.9%	812	143	17.6%	669	82.4%	1,211	220	18.2%	991	81.8%
Region Total	906	141	15.6%	765	84.4%	105	15	14.3%	90	85.7%	1,968	377	19.2%	1,591	80.8%	2,979	533	17.9%	2,446	82.1%
State Total	2,753	607	22.0%	2,146	78.0%	355	58	16.3%	297	83.7%	6,995	1,681	24.0%	5,314	76.0%	10,103	2,346	23.2%	7,757	76.8%

Note: In every investigation there may be multiple allegations of maltreatment for one or more children. In counties with small populations, very small numbers in any category may render suspect any data collected during the period under review.

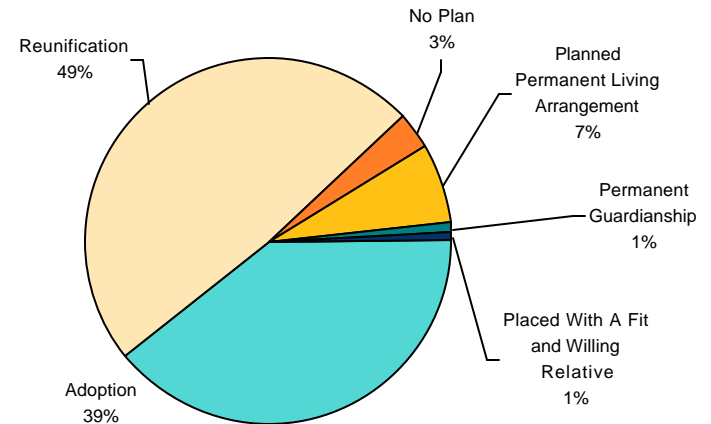
PENDING INVESTIGATIONS : SEPTEMBER 2007

County	Reports Without An Investigation After 30 days		Pending Over 30 Days					Pending Less Than 30 Days			
	08/07	09/07	Baseline 11/04 Total	08/07 Total	09/07 Total	Priority Levels 09/07			Baseline 11/04 Total	08/07 Total	09/07 Total
						E	P1	P2			
Bernalillo East	0	0	458	210	206	35	32	139	178	163	171
Region Total	1	0	1,368	490	479	56	76	346	340	312	397
State Total	11	10	4,917	1,423	1,455	183	265	1,005	1,296	1,039	1,256

PERMANENCY PLAN GOALS OF CHILDREN IN CUSTODY
BERNALILO EAST COUNTY
AS OF SEPTEMBER 30, 2007




PERMANENCY PLAN GOALS OF CHILDREN IN CUSTODY
NEW MEXICO
AS OF SEPTEMBER 30, 2007



BERNALILLO EAST COUNTY (REGION 3/BRENNA DOTSON COUNTY MANAGER)

POINT IN TIME MEASURES: SEPTEMBER 30, 2007

County Bernalillo East	Number	% of State Total
NUMBER OF CHILDREN IN CARE	286	11.48%
NUMBER OF FOSTER CARE PROVIDERS (BERNALILLO)	191	20.34%
NUMBER OF ADOPTION PROVIDERS (BERNALILLO)	291	17.94%
NUMBER OF CHILDREN WITH A PLAN OF ADOPTION	117	4.83%
Permanent Plan Living Arrangement	30	1.24%



ADOPTION AND ADOLESCENT RESOURCE TEAM –1ST QUARTER SFY 08

	ADOPTION MEASURES NOT ACHIEVED	Total Cases	Not Achieved as % of Total Cases
Bernalillo	1	375	0.3%
Region Total	1	375	0.3%
State Total	67	2130	3.1%

ADOPTION AND ADOLESCENT RESOURCE TEAM –1ST QUARTER SFY 08

	INDEPENDENT LIVING MEASURES NOT ACHIEVED	Total Cases	Not Achieved as % of Total Cases
Bernalillo	4	198	2.0%
Region Total	4	198	2.0%
State Total	44	1026	4.3%

CHILDREN IN AN OUT OF HOME PLACEMENT FOR MORE THAN TEN DAYS WITH AN INITIAL EPSDT EXAMINATION 1ST QUARTER SFY 08

County	Children With Initial EPSDT Exam During Reporting Period		Children Without Initial EPSDT Exam During Reporting Period		Total Children in Out of Home Placement > Than 10 Days	Children with Initial EPSDT Within 30 Days	
	#	%	#	%		#	%
Bernalillo East	30	78.9%	5	13.2%	38	19	50.0%
Region Total	55	84.6%	10	15.4%	65	39	60.0%
State Total	192	57.5%	142	42.5%	334	151	45.2%

Report counts all children entering care during the parameter period and remaining in care more than 10 days.

BERNALILLO EAST COUNTY (REGION 3/BRENNA DOTSON COUNTY MANAGER)

RECURRENCE OF SUBSTANTIATED MALTREATMENT WITHIN 6 MONTHS OF A PREVIOUSLY SUBSTANTIATED REPORT OF MALTREATMENT

County Bernalillo East	Total # of Maltreatment Victims	# With Recurrence	% With Recurrence
1st Qtr SFY 08	76	1	1.3%
Region Total	130	3	2.3%
State Total	722	50	6.9%

Round 1 Federal National Standard = No more than 6.1%
New Mexico SFY 08 Standard = No more than 7.0%

CHILDREN REENTERING CARE WITHIN TWELVE MONTHS OF A PRIOR EPISODE

County Bernalillo East	Total Entering Care #	# Reentering Within 12 Months	% Reentering Within 12 Months
1st Qtr SFY 08	69	15	21.7%
Region Total	117	24	20.5%
State Total	557	76	13.6%

Round 1 Federal National Standard = No More than 8.6%
New Mexico SFY 08 Standard = No Standard

Note: SFY = State Fiscal Year. In New Mexico the State Fiscal year is July 1 through June 30 of the following year.

CHILDREN MALTREATED IN FOSTER CARE (PERFORMANCE OVER 12 MONTHS)

County Bernalillo East	Total # of Chil- dren in Care	# Maltreated	% of Maltreated in Foster Care
1st Qtr SFY 08	531	0	0.00%
Region Total	968	4	0.41%
State Total	4,742	26	0.55%

Round 1 Federal National Standard = No more than 0.57%
New Mexico SFY08 State Standard = No more than 0.57%

CHILDREN REUNIFIED IN LESS THAN TWELVE MONTHS OF ENTRY INTO CARE

County Bernalillo East	Total # Reunified	# Reunified less than 12 mos	% Reunified less than 12 mos
1st Qtr SFY 08	32	29	90.6%
Region Total	56	51	91.1%
State Total	237	212	89.5%

Round 1 Federal National Standard = At or above 76.2%
New Mexico SFY 08 State Standard = At or above 85.0%

CHILDREN IN FOSTER CARE FOR UP TO 12 MONTHS WITH NO MORE THAN TWO PLACEMENT SETTING

County Bernalillo East	Total	# With Two or Fewer	% With Two or Fewer
1st Qtr SFY 08	157	135	86.0%
Region Total	294	245	83.3%
State Total	2838	2280	80.3%

Round 1 Federal National Standard = At or Above 86.7%
New Mexico SFY 08 Standard = At or Above 86.7%

CHILDREN WITH A FINALIZED ADOPTION WITHIN 24 MONTHS OF ENTRY INTO CARE

County Bernalillo East	Total # Adopted	# <24 mos.	% <24 mos.
1st Qtr SFY 08	13	1	7.7%
Region Total	25	1	4.0%
State Total	71	27	38.0%

Round 1 Federal National Standard = at least 32.0%
New Mexico SFY 08 Standard = At least 34.0%

BERNALILLO EAST COUNTY (REGION 3/BRENNA DOTSON COUNTY MANAGER)

PROTECTIVE SERVICES PERMANENCY WORKER CASE WEIGHT REPORT ¹ SM0904 SEPTEMBER 2007

County	Number of Children in Custody As of 09/30/07 ²	Number of Permanency Worker Positions 12/06	Number of Permanency Worker Positions Including New Positions As of 09/30/07	Number of Children per Permanency Worker As of 09/07
CWLA Recommended Permanency Worker-To - Child Ratio				12-15
Bernalillo East	327	19	19	17.2
Region Total	571	37	37	15.4
State Total	2,585	129.5	147.5	17.5



Source: SM0904 September 2007 monthly report.

1. Includes FTE positions responsible for Permanency Planning

2. Statewide the number of children in care includes 140 children with "No Plan."

PROTECTIVE SERVICES INVESTIGATION WORKER CASE WEIGHT REPORT* AS OF 12/31/06

County	# of PS Investigation Worker Positions		PS Accepted Reports			% of Increase/ Decrease in Investigations		Investigations per PS Investigation Worker				Two Year Average Investigation Worker Caseload Annual/Monthly		
	CY05	CY06	CY04	CY05	CY06	CY04/ CY05	CY05/ CY06	CY05 Avg per Yr	CY05 Ave Invest./ Mo	CY06 Avg per Yr	CY06 Ave Invest./ Mo	CY05/CY06		
CWLA Recommended Investigation Worker-To - Child Ratio													12	
Bernalillo	38.0	39.0	5,631	5,048	4,407	-10.4%	-12.7%	132.8	11.1	113.0	9.4	122.9	10.2	
Region Total	38.0	39.0	5,631	5,048	4,407	-10.4%	-12.7%	132.8	11.1	113.0	9.4	122.9	10.2	
Totals/Avg	122.0	133.0	18,655	17,550	15,678	-5.9%	-10.7%	143.9	12.0	117.9	9.8	130.9	10.9	

Note: That the Investigation worker case weight report is updated annually at the end of each calendar year.

BERNALILLO EAST COUNTY (REGION 3/BRENNA DOTSON COUNTY MANAGER)

CURRENT PLACEMENT OF CHILDREN BEING SERVED BY PROTECTIVE SERVICES AS OF SEPTEMBER 30, 2007

County	Adoption		Foster Care	Independent Living	Institutional Care	IV E Guardianship/Tribal	Residential Treatment Care	Treatment Foster Care	Total
	Post Decree	Pre Decree							
Bernalillo	520	59	291	51	8	17	23	137	1,106
Region Total	520	59	291	51	8	17	23	137	1,106
State Total	3,200	243	1549	225	96	185	49	303	5,850

- Pre-Adoption:
Children who are in an Adoptive family home and have an adoptive agreement signed and in effect.
- Foster Care:
Children who are in the custody of the State and reside in an out-of-home setting. Foster Care may include Family Foster Care, Specialized Foster Care, Emergency Foster Care and Relative Home placements.
- Independent Living:
Youth living independently and not residing in a traditional Foster Care placement. These children have a service type of maintenance, and can range from ages 16-21.
- Post Decree
Children whose families have met all requirements for adoption, including the final adoptive decree issued by the court.
- Institutional Care
Institutional Care may include Crisis Shelter, Emergency Shelter and Group Home placements.
- Title IV-E Guardianships:
These children were part of the federally sponsored IV-E Waiver demonstration project. On-going Support provided by State General Fund resources.
- Title IV-E Tribal:
For Native American children being served by their tribes. The tribes have joint power of agreements with the State. They receive foster care payment.
- Residential Treatment Care
Residential Treatment Care may include RTC JHACO Accredited and Non-Accredited placements.
- Treatment Foster Care
Treatment Foster Care serves those children in need of a high level of care to address behavioral health needs.

Provider Payments - 1st Quarter SFY 08

County	Adoption Pmt	Foster Care Pmt	Independent Living Pmt	Institutional Care Pmt	IV E Guardianship/Tribal	Residential Treatment Pmt	Treatment Foster Care Pmt	County Total	Quarterly Total Incidental Payments
Bernalillo	\$1,090,790	\$696,741	\$76,538	\$7,628	\$30,392	\$5,281	\$246,230	\$2,153,600	\$491,247
Region Total	\$1,090,790	\$696,741	\$76,538	\$7,628	\$30,392	\$5,281	\$246,230	\$2,153,600	\$491,247
State Total	\$4,957,727	\$2,604,316	\$416,395	\$92,602	\$276,092	\$15,726	\$530,956	\$8,893,815	\$1,581,465

Note: Adoption Payments include both pre-adoption and post adoption.

BERNALILLO WEST COUNTY (REGION 3/ANGELINA UNALE-HALE COUNTY MANAGER)

According to the US Census in 2005, Bernalillo County attained an overall population of 592,570 or 31.95% of the state's total population. There were 144,124 children in the county in 2005; this represents 28.16% of the state's total children under 18. While the whole county accounts for **28.16%** of the state's total children under 18, Bernalillo County had **8.79%** of the state's total children in care as of September 30, 2007.


	Race and Ethnicity			
	Bernalillo ¹		Total Population ²	
	Children Under 19 yrs	Children Under 19 yrs of Hispanic Origin	Bernalillo	New Mexico
Total Population	162,306	87,329	592,570	1,854,938
White	84.6%	93.6%	72.5%	66.8%
Black	3.8%	2.0%	2.8%	1.9%
American Indian or Alaskan Native	6.2%	2.1%	4.3%	9.5%
Asian	1.9%	0.5%	2.0%	1.1%
Native Hawaiian or Other Pacific Islander	0.1%	0.1%	20.0%	0.1%
Some other Race	3.3%	1.7%	14.9%	17.0%
Hispanic or Latino			44.3%	42.1%
Under 18 yrs			144,124	511,768
% of Families Living under the poverty Level			10.0%	14.5%

1. Source: U.S. Census Bureau, Population Division\Bureau of Business and Economic Research, Univ. of New Mexico.
 2. Source: U.S. Census Bureau\State and County QuickFACTS

Children In Care End 09/30/07 Bernalillo West County

HISPANIC	Yes	No
Percentage	62.1%	37.9%

RACE	Total	%
American Indian or Alaskan Native	27	12.3%
Black or African American	24	11.0%
White	168	76.7%
Total	219	



PROTECTIVE SERVICES REPORTS AND INVESTIGATIONS - QUARTER 1 SFY 08: JULY - SEPTEMBER 2007

County	Accepted Reports	Investigations					
		Substantiated	Unsubstantiated	Total Invest.	County % of State Total Investigations ¹	Number of Children Victims	Victim Rate ² per 1,000 children ³
Bernalillo West	1,051	142 22.3%	496 77.7%	638	17.6%	200	9.2
Region Total	1,051	232 22.5%	897 79.5%	1,129	31.23%	331	9.2
State Total	3,521	929 25.7%	2,686 74.3%	3,615	100.0%	1,426	11.1

Note: Not all "accepted reports" result in investigations completed during the period under review.

1. Both County and Regional data are calculated as a % of the State's total investigations for the period under review.
 2. For the quarterly 360 Degrees County Profiles Report this information is calculated by annualizing the quarterly data. For the SFY Annual 360 Degrees County Profiles Report this information is calculated, based on four quarter of data.
 3. For Bernalillo East and West the victim rate is based on the total population for the county of Bernalillo.

HOW ARE WE DOING? By comparing "total Investigations" for the quarter with "accepted reports" for the quarter, you can get a **sense** of work flow. To get a further sense of work flow, also review the cases with a "pending over 30 days" status and the case weight information.

BERNALILLO WEST COUNTY (REGION 3/ANGELINA UNALE-HALE COUNTY MANAGER)

CPS ALLEGATION TYPES OF CHILD MALTREATMENT - QUARTER 1 SFY 08: JULY - SEPTEMBER 2007

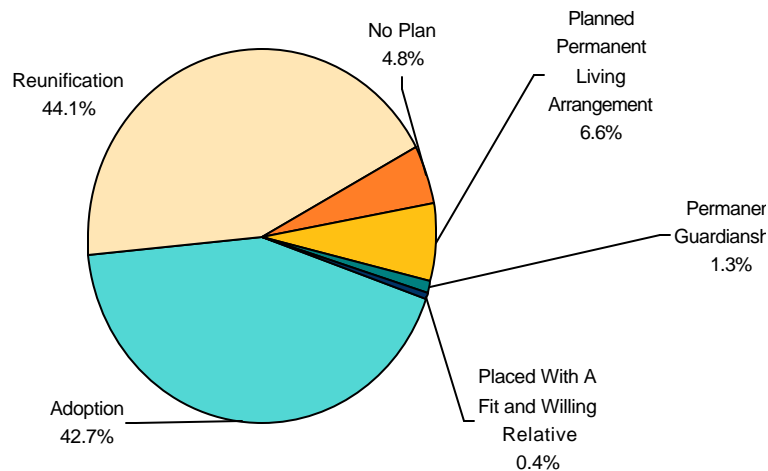
County	Physical Abuse					Sexual Abuse					Physical Neglect					Totals				
	Total	Substantiated	Unsubstantiated	Total	Substantiated	Unsubstantiated	Total	Substantiated	Unsubstantiated	Total	Substantiated	Unsubstantiated	Total	Substantiated	Unsubstantiated					
Bernalillo West	548	71	13.0%	477	87.0%	64	8	12.5%	56	87.5%	1,156	234	20.2%	922	79.8%	1,768	313	17.7%	1,455	82.3%
Region Total	906	141	15.6%	765	84.4%	105	15	14.3%	90	85.7%	1,968	377	19.2%	1,591	80.8%	2,979	533	17.9%	2,446	82.1%
State Total	2,753	607	22.0%	2,146	78.0%	355	58	16.3%	297	83.7%	6,995	1,681	24.0%	5,314	76.0%	10,103	2,346	23.2%	7,757	76.8%

Note: In every investigation there may be multiple allegations of maltreatment for one or more children. In counties with small populations, very small numbers in any category may render suspect any data collected during the period under review.

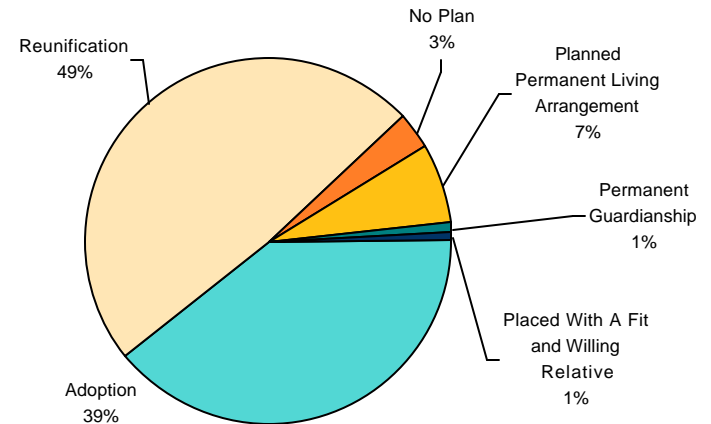
PENDING INVESTIGATIONS : SEPTEMBER 2007

County	Reports Without An Investigation After 30 days		Pending Over 30 Days						Pending Less Than 30 Days		
	08/07	09/07	Baseline 11/04 Total	08/07 Total	09/07 Total	Priority Levels 09/07			Baseline 11/04 Total	08/07 Total	09/07 Total
						E	P1	P2			
Bernalillo West	1	0	910	280	273	21	44	207	162	149	226
Region Total	1	0	1,368	490	479	56	76	346	340	312	397
State Total	11	10	4,917	1,423	1,455	183	265	1,005	1,296	1,039	1,256

PERMANENCY PLAN GOALS OF CHILDREN IN CUSTODY
BERNALILLO WEST COUNTY
AS OF SEPTEMBER 30, 2007




PERMANENCY PLAN GOALS OF CHILDREN IN CUSTODY
NEW MEXICO
AS OF SEPTEMBER 30, 2007



BERNALILLO WEST COUNTY (REGION 3/ANGELINA UNALE-HALE COUNTY MANAGER)

POINT IN TIME MEASURES: SEPTEMBER 30, 2007

County Bernalillo West	Number	% of State Total
NUMBER OF CHILDREN IN CARE	219	8.79%
NUMBER OF FOSTER CARE PROVIDERS (BERNALILLO)	191	20.34%
NUMBER OF ADOPTION PROVIDERS (BERNALILLO)	291	17.94%
NUMBER OF CHILDREN WITH A PLAN OF ADOPTION	97	4.00%
Permanent Plan Living Arrangement	15	0.62%



ADOPTION AND ADOLESCENT RESOURCE TEAM –1ST QUARTER SFY 08

	ADOPTION MEASURES NOT ACHIEVED	Total Cases	Not Achieved as % of Total Cases
Bernalillo	1	375	0.3%
Region Total	1	375	0.3%
State Total	67	2130	3.1%

ADOPTION AND ADOLESCENT RESOURCE TEAM –1ST QUARTER SFY 08

	INDEPENDENT LIVING MEASURES NOT ACHIEVED	Total Cases	Not Achieved as % of Total Cases
Bernalillo	4	198	2.0%
Region Total	4	198	2.0%
State Total	44	1026	4.3%

CHILDREN IN AN OUT OF HOME PLACEMENT FOR MORE THAN TEN DAYS WITH AN INITIAL EPSDT EXAMINATION 1ST QUARTER SFY 08

County	Children With Initial EPSDT Exam During Reporting Period		Children Without Initial EPSDT Exam During Reporting Period		Total Children in Out of Home Placement > Than 10 Days	Children with Initial EPSDT Within 30 Days	
	#	%	#	%		#	%
Bernalillo West	25	92.6%	5	18.5%	27	20	74.1%
Region Total	55	84.6%	10	15.4%	65	39	60.0%
State Total	192	57.5%	142	42.5%	334	151	45.2%

Report counts all children entering care during the parameter period and remaining in care more than 10 days.

BERNALILLO WEST COUNTY (REGION 3/ANGELINA UNALE-HALE COUNTY MANAGER)

RECURRENCE OF SUBSTANTIATED MALTREATMENT WITHIN 6 MONTHS OF A PREVIOUSLY SUBSTANTIATED REPORT OF MALTREATMENT

County Bernalillo West	Total # of Maltreatment Victims	# With Recurrence	% With Recurrence
1st Qtr SFY 08	54	2	3.7%
Region Total	130	3	2.3%
State Total	722	50	6.9%

Round 1 Federal National Standard = No more than 6.1%
 New Mexico SFY 08 Standard = No more than 7.0%

CHILDREN REENTERING CARE WITHIN TWELVE MONTHS OF A PRIOR EPISODE

County Bernalillo West	Total Entering Care #	# Reentering Within 12 Months	% Reentering Within 12 Months
1st Qtr SFY 08	48	9	18.8%
Region Total	117	24	20.5%
State Total	557	76	13.6%

Round 1 Federal National Standard = No More than 8.6%
 New Mexico SFY 08 Standard = No Standard

Note: SFY = State Fiscal Year. In New Mexico the State Fiscal year is July 1 through June 30 of the following year.

CHILDREN MALTREATED IN FOSTER CARE (PERFORMANCE OVER 12 MONTHS)

County Bernalillo West	Total # of Children in Care	# Maltreated	% of Maltreated in Foster Care
1st Qtr SFY 08	437	4	0.92%
Region Total	968	4	0.41%
State Total	4,742	26	0.55%

Round 1 Federal National Standard = No more than 0.57%
 New Mexico SFY08 State Standard = No more than 0.57%

CHILDREN REUNIFIED IN LESS THAN TWELVE MONTHS OF ENTRY INTO CARE

County Bernalillo West	Total # Reunified	# Reunified less than 12 mos	% Reunified less than 12 mos
1st Qtr SFY 08	24	22	91.7%
Region Total	50	44	88.0%
State Total	237	212	89.5%

Round 1 Federal National Standard = At or above 76.2%
 New Mexico SFY 08 State Standard = At or above 85.0%

CHILDREN IN FOSTER CARE FOR UP TO 12 MONTHS WITH NO MORE THAN TWO PLACEMENT SETTING

County Bernalillo West	Total	# With Two or Fewer	% With Two or Fewer
1st Qtr SFY 08	137	110	80.3%
Region Total	294	245	83.3%
State Total	2838	2280	80.3%

Round 1 Federal National Standard = At or Above 86.7%
 New Mexico SFY 08 Standard = At or Above 86.7%

CHILDREN WITH A FINALIZED ADOPTION WITHIN 24 MONTHS OF ENTRY INTO CARE

County Bernalillo West	Total # Adopted	# <24 mos.	% <24 mos.
1st Qtr SFY 08	12	0	0.0%
Region Total	25	1	4.0%
State Total	71	27	38.0%

Round 1 Federal National Standard = at least 32.0%
 New Mexico SFY 08 Standard = At least 34.0%

BERNALILLO WEST COUNTY (REGION 3/ANGELINA UNALE-HALE COUNTY MANAGER)

PROTECTIVE SERVICES PERMANENCY WORKER CASE WEIGHT REPORT¹ SM0904 SEPTEMBER 2007

County	Number of Children in Custody As of 09/30/07 ²	Number of Permanency Worker Positions 12/06	Number of Permanency Worker Positions Including New Positions As of 09/30/07	Number of Children per Permanency Worker As of 09/07
CWLA Recommended Permanency Worker-To - Child Ratio				12-15
Bernalillo West	244	18	18	13.6
Region Total	571	37	37	15.4
State Total	2,585	129.5	147.5	17.5



Source: SM0904 September 2007 monthly report.

1. Includes FTE positions responsible for Permanency Planning

2. Statewide the number of children in care includes 140 children with "No Plan."

PROTECTIVE SERVICES INVESTIGATION WORKER CASE WEIGHT REPORT* AS OF 12/31/06

County	# of PS Investigation Worker Positions		PS Accepted Reports			% of Increase/ Decrease in Investigations		Investigations per PS Investigation Worker				Two Year Average Investigation Worker Caseload Annual/Monthly		
	CY05	CY06	CY04	CY05	CY06	CY04/ CY05	CY05/ CY06	CY05 Avg per Yr	CY05 Ave Invest./ Mo	CY06 Avg per Yr	CY06 Ave Invest./ Mo	CY05/CY06		
CWLA Recommended Investigation Worker-To - Child Ratio											12			
Bernalillo	38.0	39.0	5,631	5,048	4,407	-10.4%	-12.7%	132.8	11.1	113.0	9.4	122.9	10.2	
Region Totals	38.0	39.0	5,631	5,048	4,407	-10.4%	-12.7%	132.8	11.1	113.0	9.4	122.9	10.2	
Totals/Avg	122.0	133.0	18,655	17,550	15,678	-5.9%	-10.7%	143.9	12.0	117.9	9.8	130.9	10.9	

Note: That the Investigation worker case weight report is updated annually at the end of each calendar year.

BERNALILLO WEST COUNTY (REGION 3/ANGELINA UNALE-HALE COUNTY MANAGER)

CURRENT PLACEMENT OF CHILDREN BEING SERVED BY PROTECTIVE SERVICES AS OF SEPTEMBER 30

County	Adoption		Foster Care	Independent Living	Institutional Care	IV E Guardianship/Tribal	Residential Treatment Care	Treatment Foster Care	Total
	Post Decree	Pre Decree							
Bernalillo	520	59	291	51	8	17	23	137	1,106
Region Total	520	59	291	51	8	17	23	137	1,106
State Total	3,200	243	1,549	225	96	185	49	303	5,850

- Pre-Adoption:
Children who are in an Adoptive family home and have an adoptive agreement signed and in effect.
- Foster Care:
Children who are in the custody of the State and reside in an out-of-home setting. Foster Care may include Family Foster Care, Specialized Foster Care, Emergency Foster Care and Relative Home placements.
- Independent Living:
Youth living independently and not residing in a traditional Foster Care placement. These children have a service type of maintenance, and can range from ages 16-21.
- Post Decree
Children whose families have met all requirements for adoption, including the final adoptive decree issued by the court.
- Institutional Care
Institutional Care may include Crisis Shelter, Emergency Shelter and Group Home placements.
- Title IV-E Guardianships:
These children were part of the federally sponsored IV-E Waiver demonstration project. On-going Support provided by State General Fund resources.
- Title IV-E Tribal:
For Native American children being served by their tribes. The tribes have joint power of agreements with the State. They receive foster care payment.
- Residential Treatment Care
Residential Treatment Care may include RTC JHACO Accredited and Non-Accredited placements.
- Treatment Foster Care
Treatment Foster Care serves those children in need of a high level of care to address behavioral health needs.

Provider Payments - 1st Quarter SFY 08

County	Adoption Pmt	Foster Care Pmt	Independent Living Pmt	Institutional Care Pmt	IV E Guardianship/Tribal	Residential Treatment Pmt	Treatment Foster Care Pmt	County Total	Quarterly Total Incidental Payments
Bernalillo	\$1,090,790	\$696,741	\$76,538	\$7,628	\$30,392	\$5,281	\$246,230	\$2,153,600	\$491,247
Region Total	\$1,090,790	\$696,741	\$76,538	\$7,628	\$30,392	\$5,281	\$246,230	\$2,153,600	\$491,247
State Total	\$4,957,727	\$2,604,316	\$416,395	\$92,602	\$276,092	\$15,726	\$530,956	\$8,893,815	\$1,581,465

Note: Adoption Payments include both pre-adoption and post adoption.